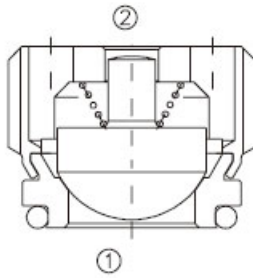


HICV

内置式单向阀

Direct-Acting, Poppet-Type,
In-line Check Valve



OPERATION

工作原理

When pressure at ① rises above the spring bias pressure, the poppet is lifted and flow allowed from ① to ②.

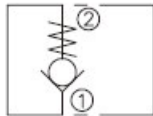
The valve is closed (checked) from ② to ①.

当在①口的压力超过开启压力，①到②开启；

反方向，②到①关闭

SYMBOL

机能符号



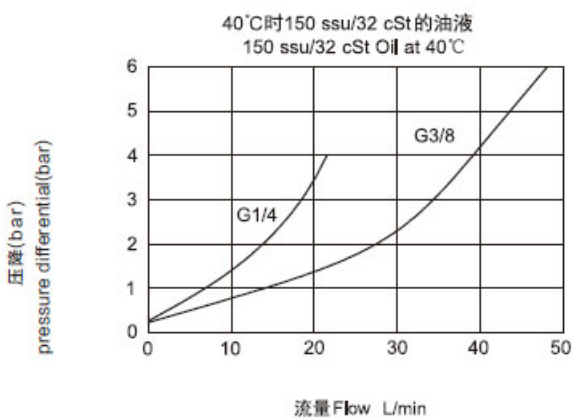
FEATURES

特性

- Hardened seat for long life
- Low leakage
- Compact size
- 阀座经硬质处理，耐用
- 低泄漏
- 紧凑结构

PRESSURE DROP VS.FLOW

性能图



SPECIFICATIONS

技术参数

最大工作压力(Max. Operating Pressure): 350Bar

流量(Flow): See PRESSURE DROP VS.FLOW graph.

内泄漏(Internal Leakage): 5 drops/min max.

开启压力(Crack Pressures): <0.5bar

介质温度(Temperature): -30 °C to +120°C

介质(Fluids):Mineral-based fluids

阀块材料(Body Material): 6061-T6 aluminum alloy rated at 207bar,
Steel rated at 350bar

6061-T6,允许使用最大压力207Bar, 钢材允许最大压力350bar